

PAYRA - iPhone Apps User Manual



PAYRA

*Presented by: PAYRA DEVELOPMENT TEAM
ROTARY DISTRICT 3281, BANGLADESH*

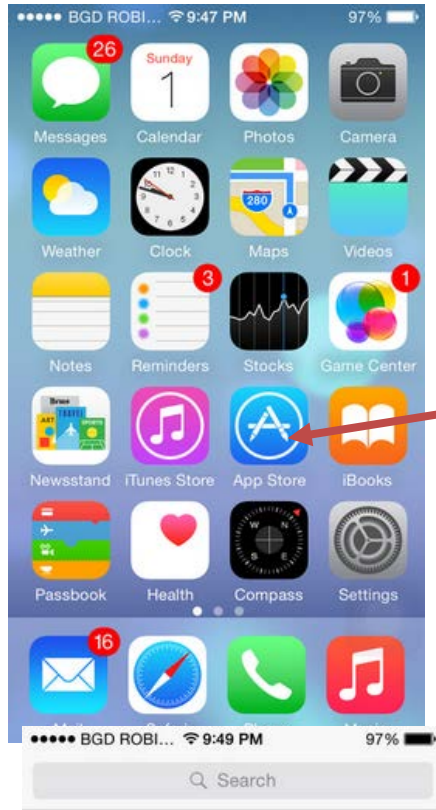
Contents

1. How to get PAYRA from App Store	3
2. Login form	6
3. Introducing Home Screen	7
4. Directory	8
5. Who are meeting where today?	11
7. Anniversary	13
7.1 Birthday	14
7.2 Wedding Anniversary	15
8. Upload Profile Photo	16
9. Search.....	17

1. How to get PAYRA from App Store

At first check your Internet Connection and then run the way--

Step # 1:



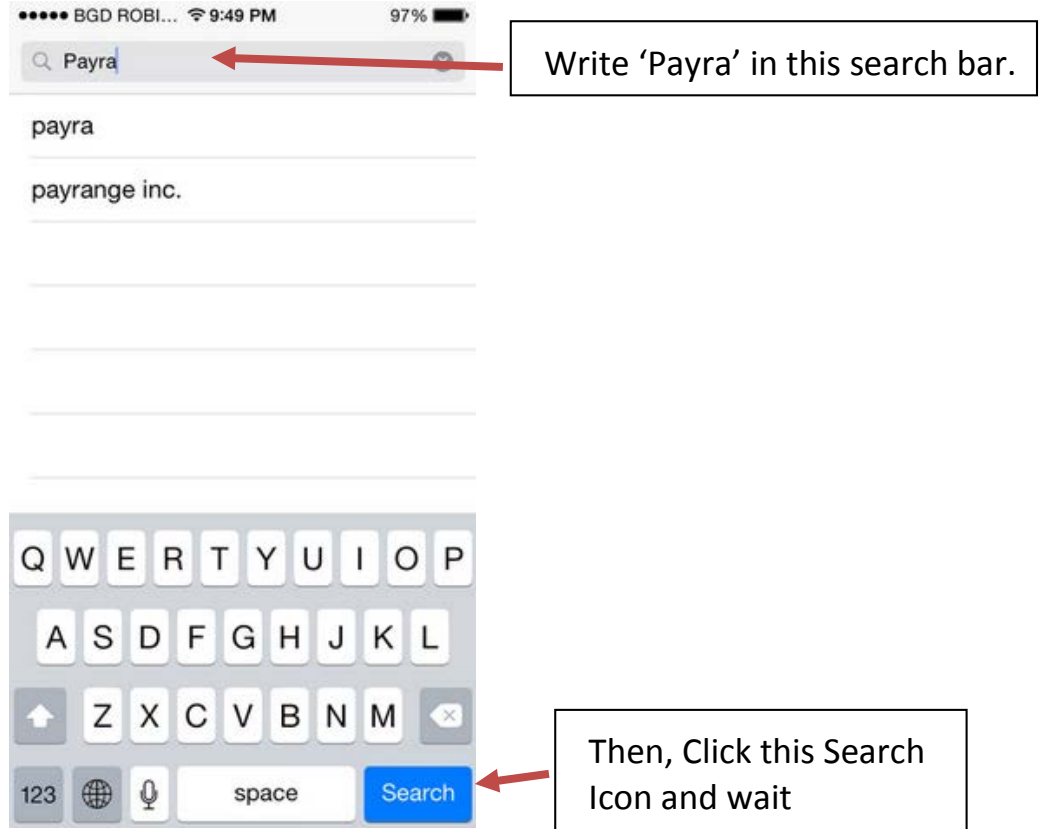
Find the 'App Store icon' from your Device and Click on this Icon.

Step # 2:

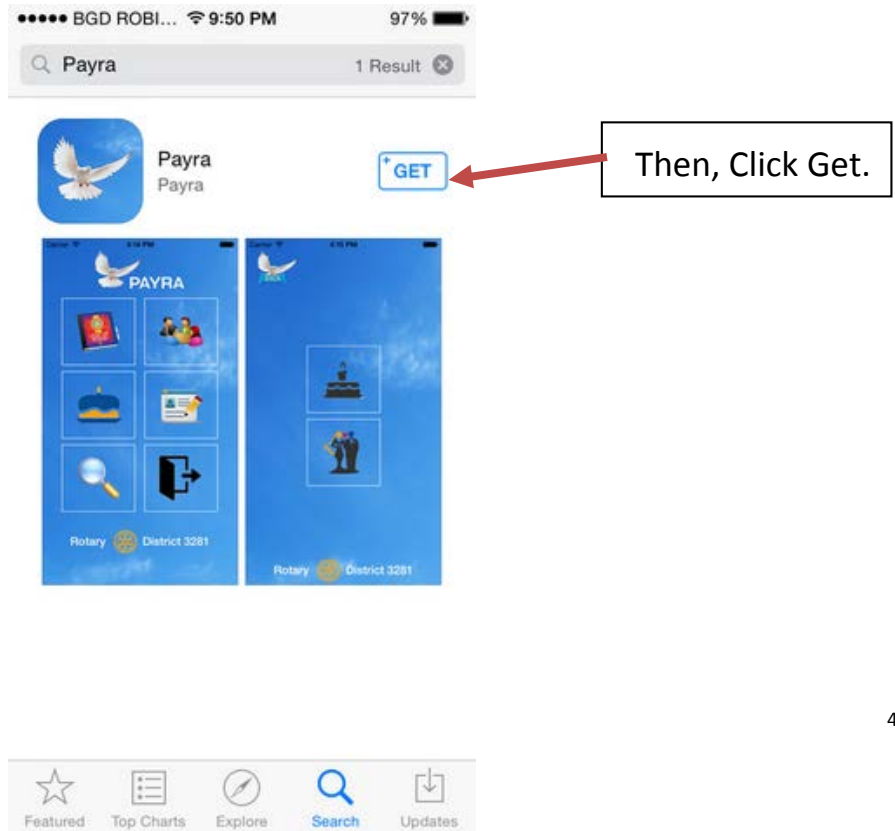


Click this Search Icon.

Step # 3:



Step # 4:




How to get PAYRA from Google Play

Step # 5:



Enter your iTune Password Press Ok.

Step # 6:

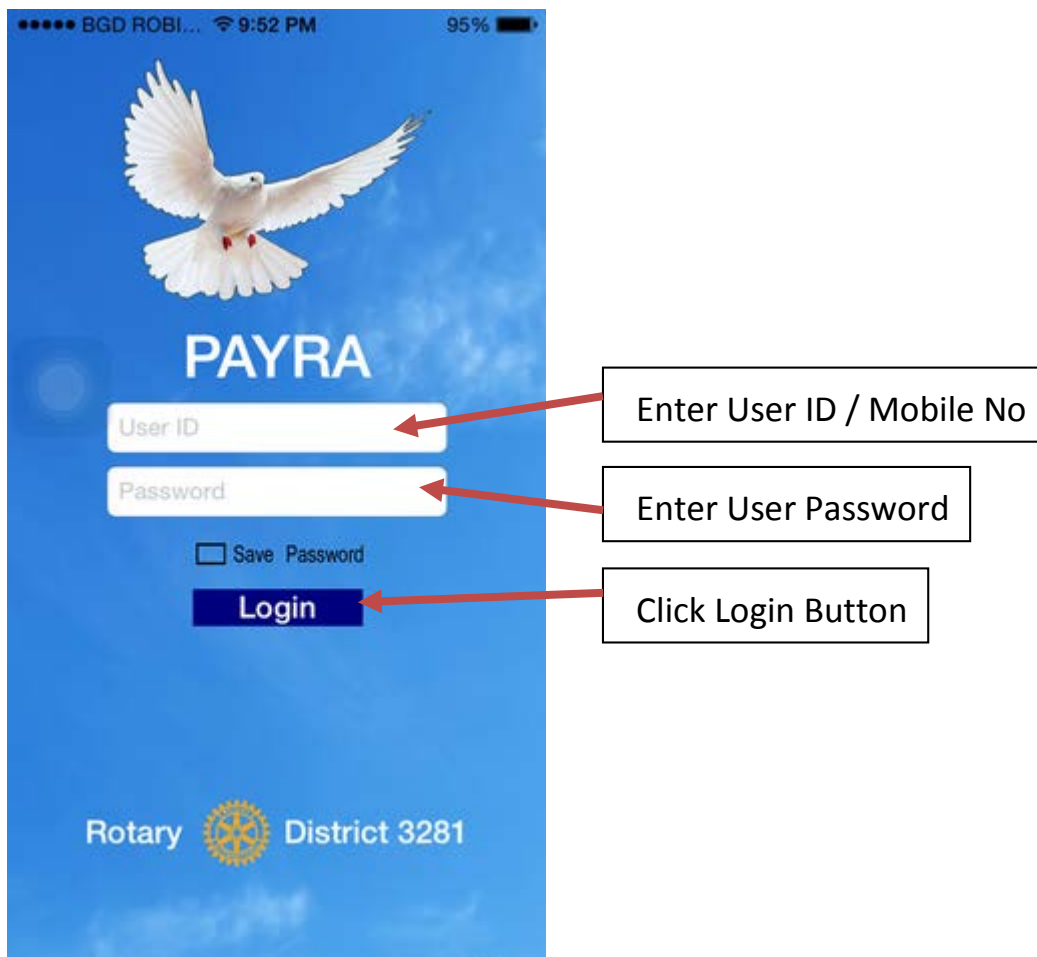


Find the 'PAYRA icon' from your Device and then Click on this Icon to open the app.

2. Login Form

To use this application user have to log in. A user's need two things for logged in-

- User ID (may be mobile number or ID)
- Password



Description:

Enter user ID or mobile number & enter user password, then click Login button. After logging in, user will get the 'Main menu' as shown in Figure - home screen.

3. Introducing Home Screen

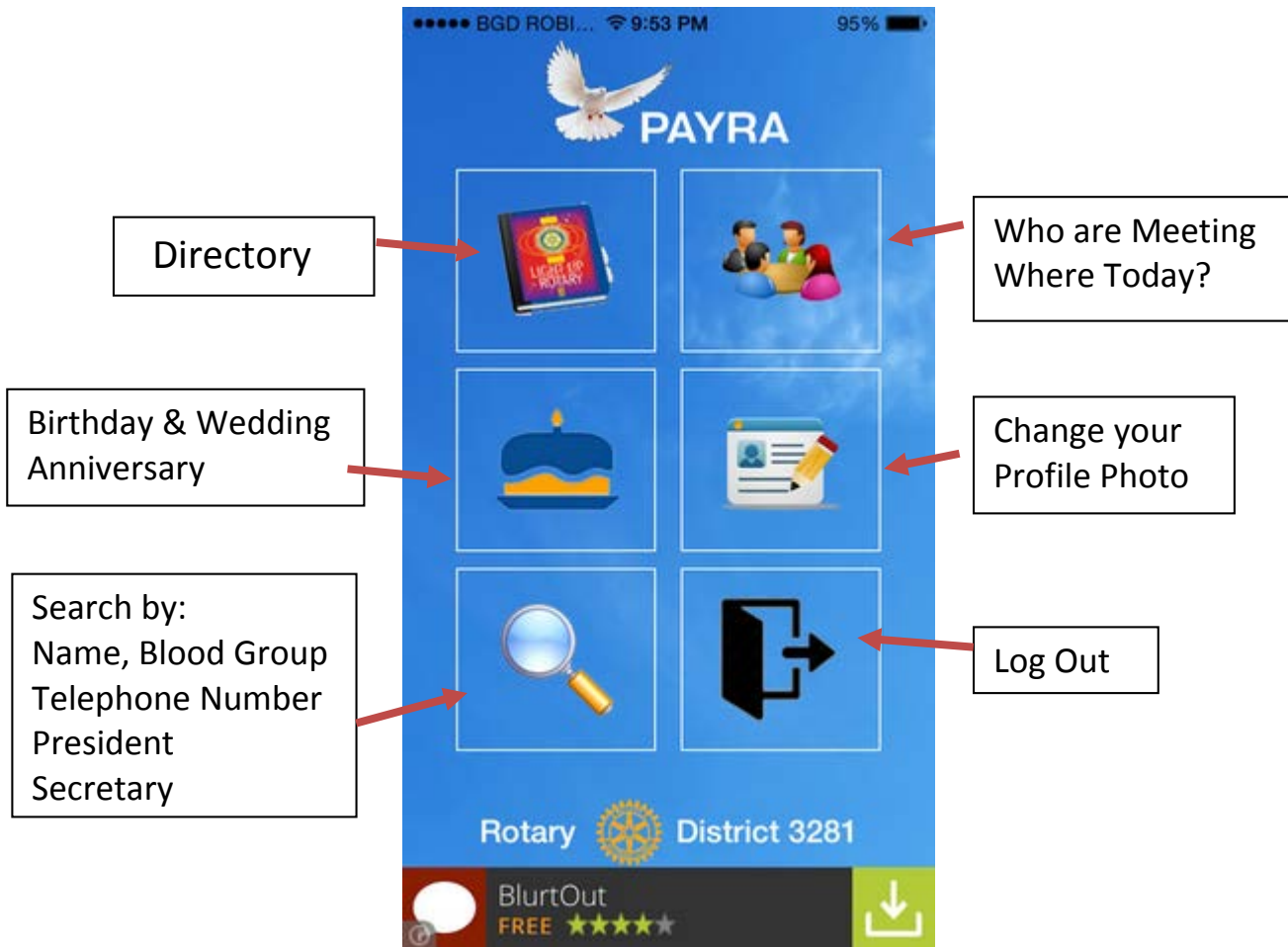


Figure - home screen

Note: Figure 2 is the 'Home Screen' of this application. User can use this menu go to Logout, Sync, Search, Directory, Who are meeting where today, Anniversary, Upload Profile Photo.

4. 'Directory' Option -

- You can see Club's name.
- You can see, Member list of a club.
- You can see Member details information.
- You can call, send SMS and send email to a member.

Please see below for Details –

Step 1: Click on the Icon

Step 2: Touch on white

Step 3: Roll up/down and select Club

Step 4: Click Search

To go back to last screen

Club List

Back

Aarong Dhaka

Search

Aarong Dhaka

Aanandadhara Dhaka

Aadarsha Dhaka

Abhaynagar

Agargaon Dhaka

Bagerhat

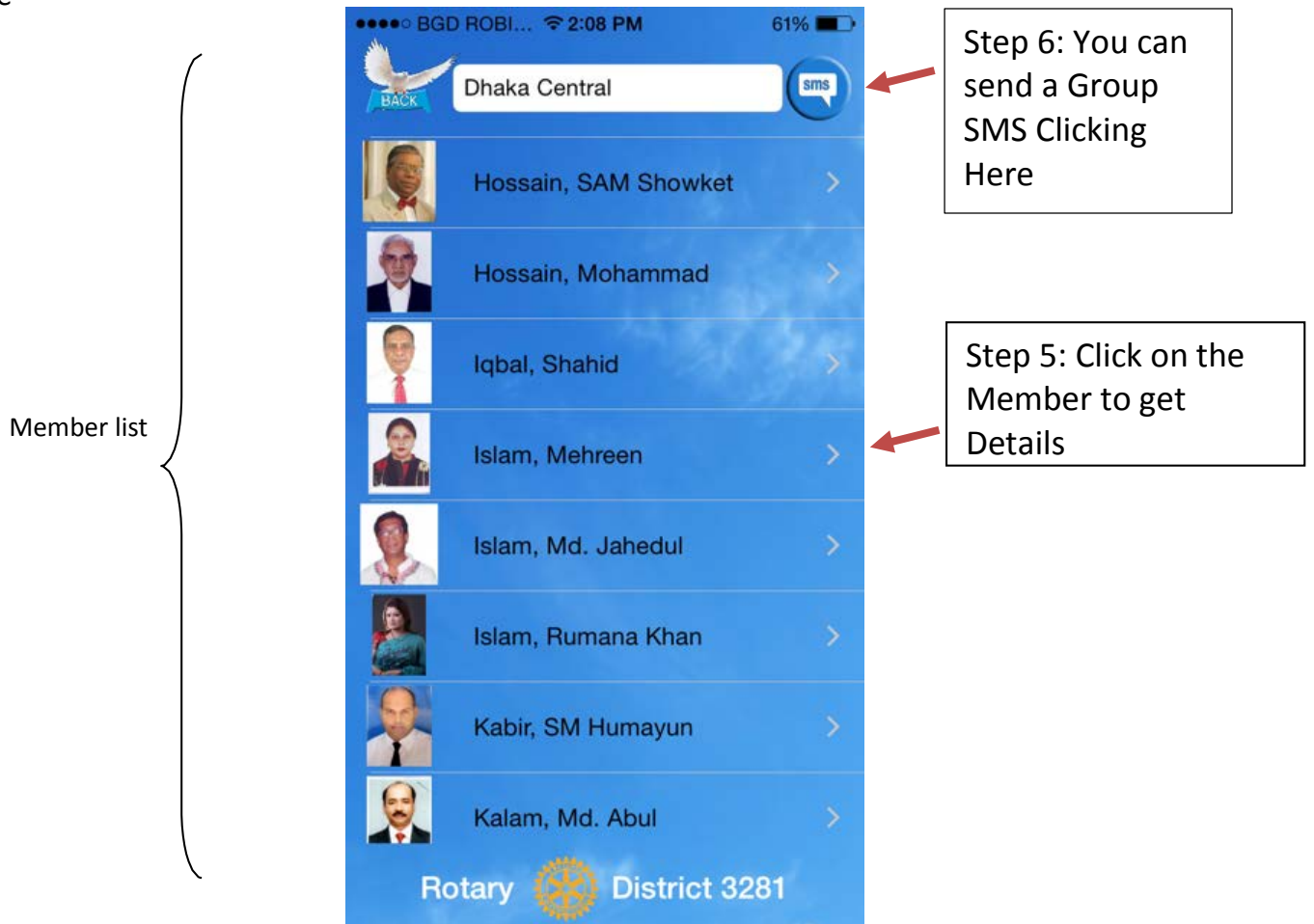
Step 1: Click 'Directory' option. After clicking 'Directory', you can see clubs name in a list.

Step 2: Select a Club Tab. After selected a Club, you can see a small icon in the right side of the club name.

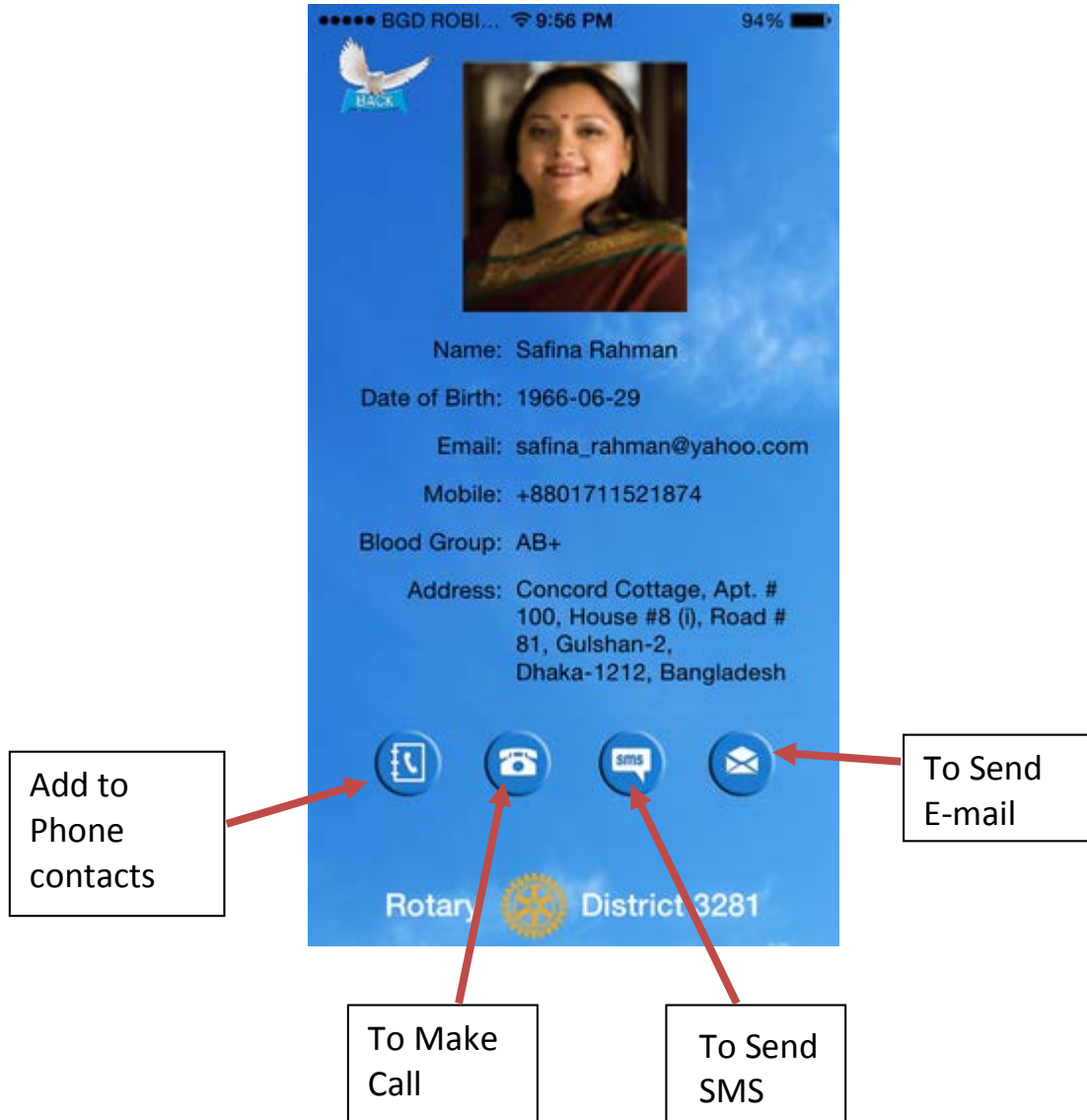
Step 3: Click on the Club List Tab to get the member list.

Directory

C



Step 4: For details information of a member, click on Member's List Tab. After clicking member's tab, you will see details information of that member, as shown in next page screen.



Add to Contacts: If the user wants to save this member contact information on his/her mobile phone.

To Call: If the user wants to call this member then click this button.

To Send SMS: If the user wants to send SMS to this Member then click this button.

To Send E-mail: If the user wants to send E-mail to this member then click this button.

Note:

* If you want to refresh/reload the page then click the 'Menu' of your mobile. After that click 'Sync'. By clicking Sync you will get the latest information of the page.

* If you want to navigate to the previous page from any option then click the Back button of your mobile.

5. Who are meeting where today?

From 'Who are meeting where today' Option -

- You can see Meeting list.
- You can see the location of the Meeting, the time of the Meeting and other information.
- You can call to mobile/telephone number to know more details of the Meeting.

Please see below for Details –



Step 1:
Click on The Icon



Step 2: Click on the
club to talk to Club

Step 1: Click 'Who are meeting where today?' option. After clicking 'Who are meeting where today?' you can see the Meeting list.

Step 2: Click on one to show Meeting Location as next page screen.

Who are meeting where today?

***** BGD ROBI... 9:54 PM 95%

Who are meeting where today?

Baridhara
Sunday 06:30:00 pm at The Westin Dhaka, Main Gulshan Avenue., Gulshan -2 , Ph: 01711527365

Dhaka Cosmopolitan
Sunday 06:00:00 pm at CIRDP Chameli House, 17, Topkhana Road, Dhaka - 1000 Bangladesh., Topkhana Road , Ph: 01711-548787

Dhaka Hatirjheel
+8801619267171
Cancel Call

Dhaka Midtown
Sunday 06:00:00 pm at Dhaka Club Limited, Ramna, Dhaka(except last Sunday of every at 6:00 PM at Hotel Lake Castle, House # 1A, Road # 68/A, Gulshan # 2,...

Dhaka West
Sunday 05:30:00 pm at Gulshan Club, Gulshan-2, Dhaka, Gulshan-2 , Ph: 01824174008, 8825735

Faridpur New Town
Sunday 06:00:00 pm at Redcresent market 1st floor, Redcresent market faridour . Ph: 0171313811

Rotary District 3281

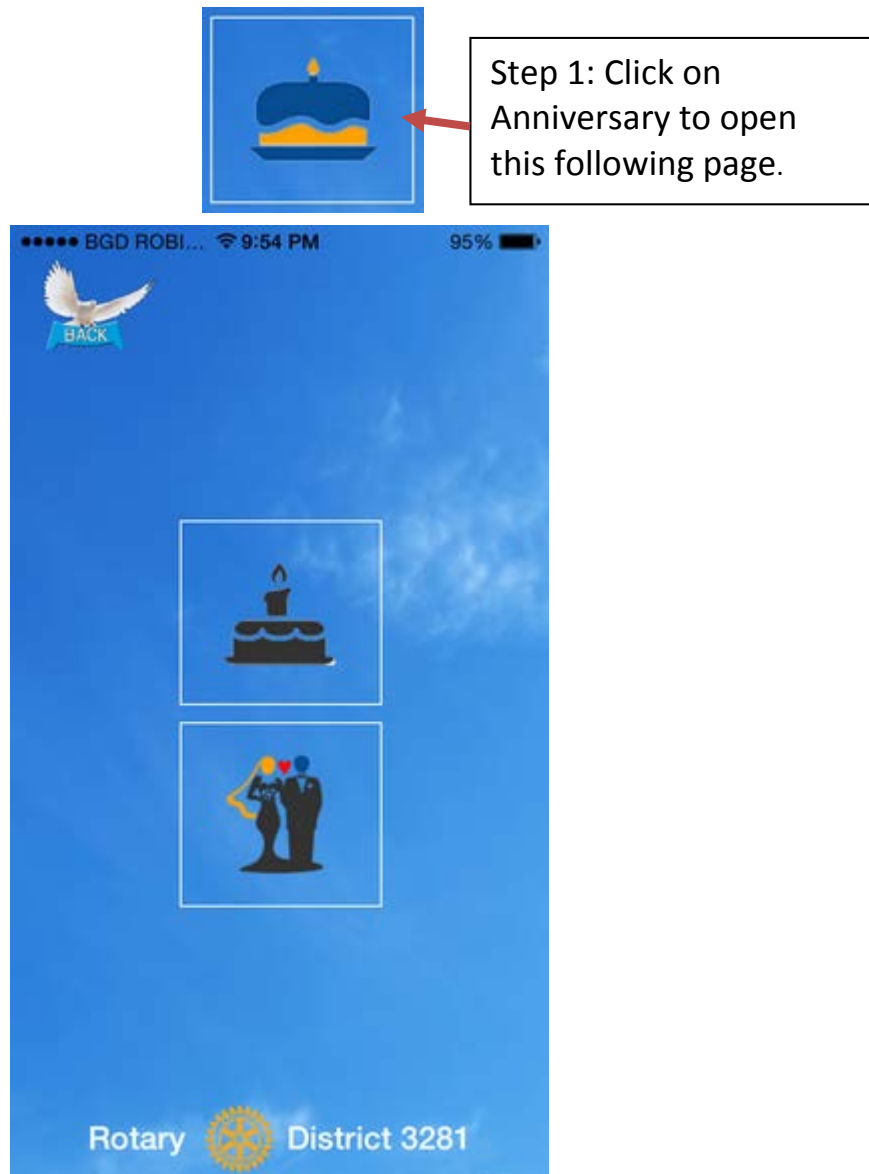
Press call to make call

6. Anniversary

From 'Anniversary' Option -

- You can see whose birthdays are/is today?
- You can send sms to individual, whose birthdays are today.
- You can see whose wedding are today?
- You can send sms to the couple whose wedding are today.

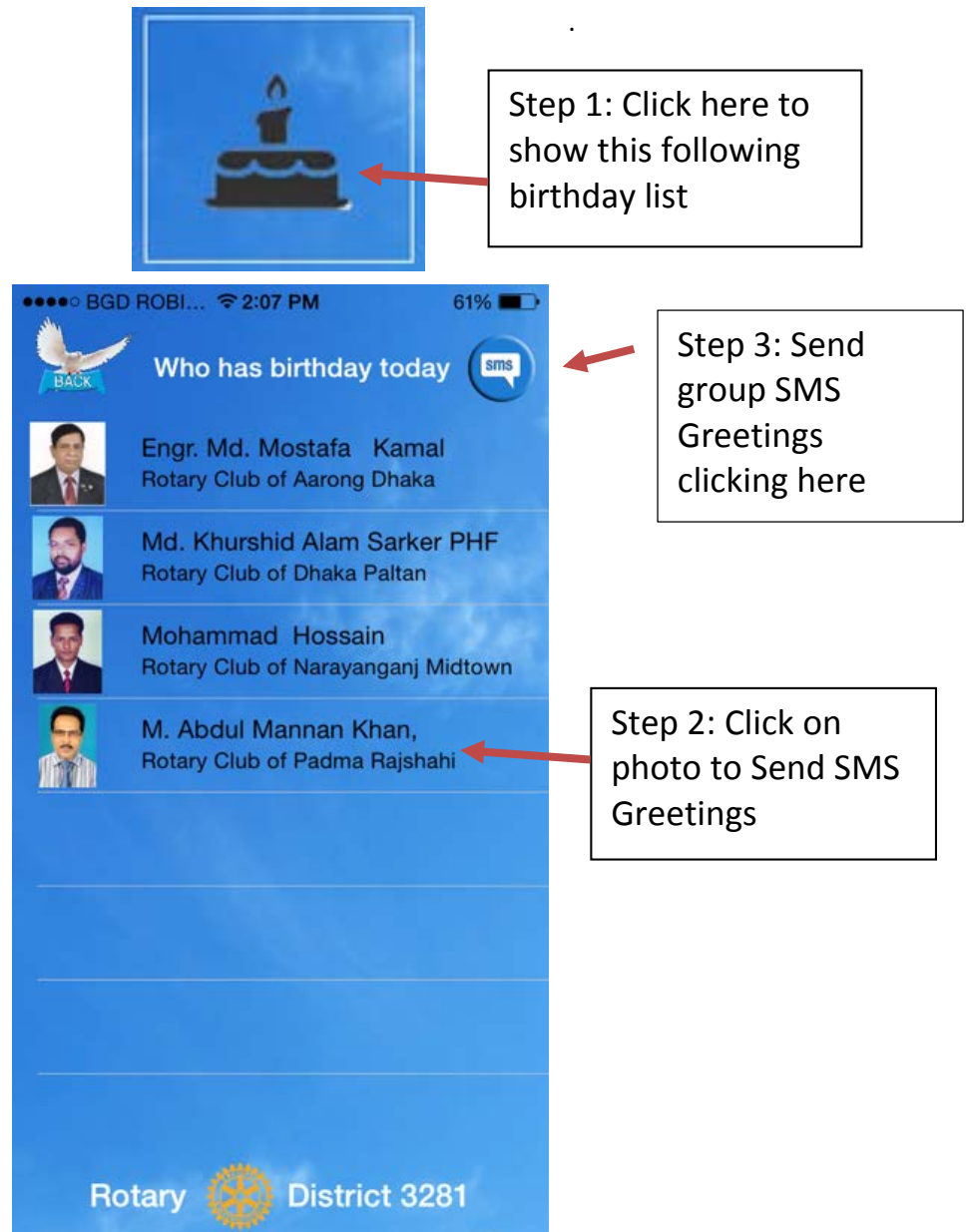
Please see below for Details –



Step 1: Click 'Anniversary' option. After clicking 'Anniversary' you can get two options-

- Birthday**
- Wedding Anniversary**

7.1 Birthday



Send SMS to All

Step 1: Click 'Birthday' option. After clicking 'Birthday' you can see, whose birthday are today.

Step 2: Click on the photo to 'Send SMS greetings' (Happy Birthday) to the selected 'Individual'

7.2 Wedding Anniversary



Step 1: Click here to show this following anniversary list



Step 3: Send group SMS Greetings clicking here

Step 2: Click on Photo to Send SMS Greetings

Step 1: Click 'Wedding Anniversary' option. After clicking 'Wedding Anniversary' option you can see, who's Wedding Anniversary are/is today.

Step 2: Click on the photo to 'Send SMS greetings' to selected couple

7. Upload Profile Photo

From 'Upload Profile Photo' Option –

- You can upload/change your profile picture.

Please see below for Details –



Step 1: Click on 'Change Profile Photo'



Step 2: Click on 'Upload Photo'.

Step 1: Click 'Upload Profile Photo' option, after clicking 'Upload Profile Photo' you can see 'Step 2'.

Step 2: Click 'Select Photo' option, then choose picture from gallery to upload your new photo.

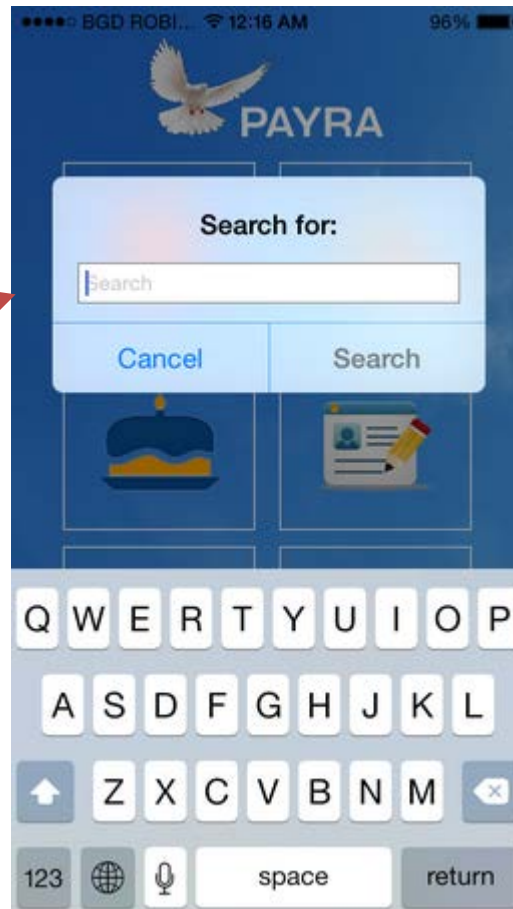
8. Search



Click Search Icon

Note: You can Search by –

Write Blood Group, Mobile Number, Club Member Name, President or Secretary then, Click Search Icon.



- ✓ Blood Group (e.g. A+,a-,O+,ab+).
- ✓ Mobile Number.
- ✓ Club Member Name (e.g. first letter, more than first letter, full name, short name).
- ✓ President (To see the list of all President)
- ✓ Secretary (To see the list of all Secretary)
- ✓ Near me (To see Rotarians lives around me)

Search results will show as directory same as page 9 and 10. You can send group SMS to all search result.



To Go out of PAYRA.

THE END